



UNLOCK THE MYSTERY OF YOUR CHECK ENGINE LIGHT



## OPERATION MANUAL

92202

Please read this entire manual  
thoroughly before operating

## GENERAL INFORMATION

### **Welcome to CodeKey™**

Congratulations on your purchase of CodeKey™. CodeKey™ is a sophisticated but simple, easy to use device designed to unlock the mystery of why your vehicle's "Check Engine" light is illuminated. It is made to work on all passenger cars and light duty trucks of both foreign and domestic manufacture from model year 1996 and newer.

### **Doctor, what is wrong with me?**

Vehicles are much smarter today than ever before. They are similar to humans; when we begin to feel bad, we might visit a doctor who uses his knowledge to diagnose what is wrong with us. When our vehicle's "Check Engine" light illuminates, it is telling us that it is not feeling well. Before CodeKey™, we could only bring our vehicle to a repair shop or a dealership to diagnose the problem. Today, with CodeKey™, we can be our own "vehicle doctor" and diagnose what is wrong with it. We may not always be able to fix it ourselves, but we will know what part or system of our vehicle is not working properly, allowing us to make a more educated decision on who should repair it.

The number one complaint vehicle owners have is bringing their car or truck to a repair shop with the fear of being taken advantage of. CodeKey™ is the answer to this fear.

## **The history of the “Check Engine” light**

The “Check Engine” light has been around for a long time. Many years ago, state and governmental agencies recognized the need to reduce vehicle emissions. Partnering with vehicle manufacturers, the “Check Engine” light became the accepted method to alert drivers when their vehicle was emitting more pollutants into the atmosphere than desired. In 1996, standard systems and measurements were adopted and all vehicles sold in the United States and Canada were required to conform to them.

## **What does the “Check Engine” light tell me?**

Simply said, when the “Check Engine” light first comes on, your vehicle is not performing properly. If you continue to drive your vehicle in this condition, its performance will likely deteriorate. This poor performance may be seen as

poor gas mileage, lack of power, hard starting, or numerous other symptoms. A **flashing “Check Engine” light**, can be serious and continued driving can cause permanent damage to the vehicle.

Today, many cities require some type of annual or periodic vehicle emission testing. If the “Check Engine” light is illuminated, the vehicle will automatically fail this test. Repairs are required before further testing.

## **What are common causes of my “Check Engine” light coming on?**

There are many reasons for a vehicle's “Check Engine” light to become illuminated. A faulty oxygen sensor, a stuck fuel injector, a malfunctioning airflow sensor or a shorted sensor wire are just a few of the many reasons that this light may come on. One of the most common causes for this light to illuminate is a loose gas cap. Today's vehicles operate with a pressurized fuel evaporation control system. When the gas cap is not properly tightened, fuel vapors can be emitted into the atmosphere, causing a “Check Engine” light warning.

## How It All Works

When a vehicle's "Check Engine" light first illuminates, it signals that a system or component failure is occurring in the vehicle and sends a **"Trouble Code Number"** to the vehicle's computer. The "Trouble Code Number" is unique to that component or system that is failing. For example, if cylinder 1 misfires, Trouble Code Number **"P0301"** is sent to the vehicle's computer. This number is the same number for all vehicles, regardless of make, model or year, as long as the vehicle model year is 1996 or newer. When CodeKey™ is plugged into the vehicle's computer, it finds this code (by pressing the **"READ"** button) and displays it on CodeKey's LCD display. Not only does it display the code number, but it also displays the description of what this code number stands for. It's that simple.

If more than one code is stored in the vehicle's computer, CodeKey™ will alert the user of this and display all of the codes and their corresponding definitions.

Occasionally, a code can be found in the vehicle's computer *before* the "Check Engine" light becomes illuminated. This is called a "pending" code. Very simply, some system or component in the vehicle has been detected as operating outside its allowable tolerance and has alerted the computer that, if it is detected again, it will

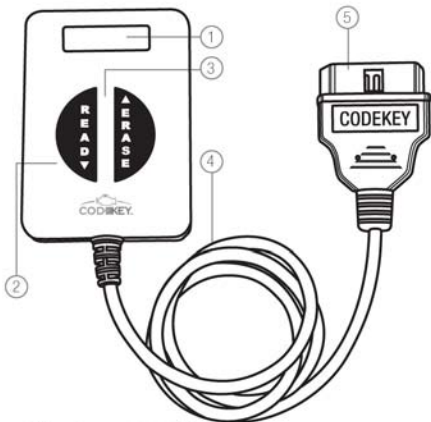
illuminate the "Check Engine" light. These codes are identified with a (Pd) in the Trouble Code Number.

After the vehicle code has been identified and the vehicle's faulty system or component has been replaced or corrected, the "Check Engine" light can be turned off (by pressing the "ERASE" button).

**NOTE:** If the "Check Engine" light is turned off before the proper repair is made, it will re-illuminate after the vehicle has been driven for some period of time.

# CODEKEY™ OPERATION

## TOOL DESCRIPTION



1. Illuminated LCD Display
2. Read Codes or Scroll Down (forward) Key
3. Erase Codes or Scroll up (back) Key
4. Communication Cable
5. Plug




## Quick Start Tool Navigation Instruction

1. Set Parking Brake
2. Turn Ignition Key On with engine off

### Read Codes

1. Insert CodeKey™ Plug into vehicle computer connector
2. Press  key
3. Continue pressing  key until all information has been displayed

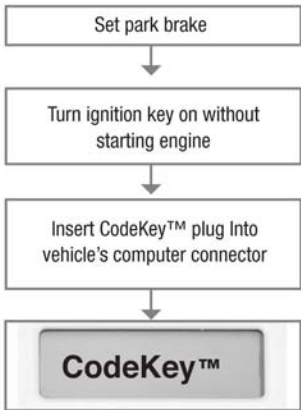
### Erase Codes

1. Press  key for 3 seconds
2. Press  key again to confirm erasing all codes or
- Press  key to cancel and return to code list.



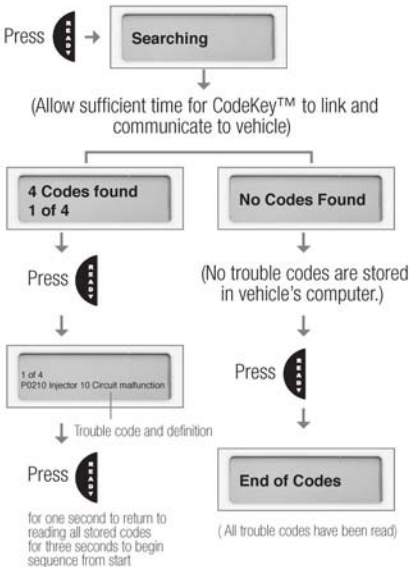
## Tool Navigation (Detailed Steps)

**NOTE:** Connector for vehicle's computer is typically located under the instrument panel near the steering column. In some vehicles, it may be located in the proximity of the center console.



CodeKey™ is shown on display and is connected to vehicle

## Reading Codes



**NOTE:** Continue to press  key until entire code description has been read.

**NOTE:** It is highly recommended that each Trouble Code Number and description be written down and recorded for future reference during the vehicle repair process.

**NOTE:** A code with (pd) in the Trouble Code Number is a "Pending Trouble Code". A Pending Trouble Code is a code that has not yet set the "Check Engine" light. It is an indication that a future system or component fault will occur, and illuminate the "Check Engine" light.

## Erasing Codes



**CAUTION:** Erasing codes will NOT repair a vehicle's problem. If vehicle is not repaired, the "Check Engine" light will re-illuminate and vehicle's poor performance will continue.

**NOTE:** After the vehicle is repaired, cycle the vehicle by starting the engine and turning it off, reconnect CodeKey™ and confirm that no codes are present. Some vehicle repairs require that the vehicle be driven for some period of time to validate the repair and clear Trouble Codes from the vehicle's computer.




**CAUTION:** Erasing codes will NOT repair a vehicle's problem. If vehicle is not repaired, the "Check Engine" light will re-illuminate and vehicle's poor performance will continue.

## OTHER IMPORTANT INFORMATION

CodeKey™ is NOT self powered and relies on the vehicle's computer to power it. It will not operate when it is disconnected from the vehicle. CodeKey™ contains no internal batteries.

CodeKey™ cannot pinpoint the exact component or system that may require replacement or repair in your vehicle. It will, however, direct you to the specific component or system in your vehicle that is not operating properly. Repair may involve replacing a component, repairing a loose wire, or something similar. Many excellent vehicle repair manuals are available at your local automotive parts store or online to assist you further.

Not only will CodeKey™ work with current vehicles, but it will also work with future vehicles. Future vehicles, however, may incorporate a new component or a system for which this device will only display the trouble code number, not the description. In this case, you can find the updated descriptions by going to [www.codekeyunlock.com](http://www.codekeyunlock.com) and looking up the trouble code number.

Do not confuse the "Check Engine" light  with a "service light" on your dashboard. Your vehicles "Check Engine" light illuminates when your vehicle has a

performance problem. Your vehicle's service light is a warning or indicator that your vehicle is in need of routine maintenance, such as an engine oil change or fluid refill. CodeKey™ is designed to read and erase Trouble Codes only, not service maintenance information. Refer to your vehicle manual for further explanation of your service light.

After 1996, all vehicle manufacturers were required to locate the female end of the vehicle's computer connector in relatively the same location, typically under the instrument panel, located close to the steering column. It is easily found by using a flashlight to peer under the instrument panel in this area. If you are having trouble locating the vehicle's computer connector, look it up at [www.obdclearinghouse.com/oemdb](http://www.obdclearinghouse.com/oemdb)

CodeKey™ is NOT designed to work on vehicles manufactured before 1996. These vehicles use a different diagnostic system to read and erase trouble codes.

## TECHNICAL SUPPORT

Technical support for this product is available by calling *1-800-255-7011* between the hours of 7am and 5pm PST (Monday – Friday).

We welcome your feedback and comments regarding this product. Please direct all contact to *info@steelmantools.com* or to our Customer Service Department at *1-800-255-7011*. Our hours of operation are 7am – 5pm PST. Please view our website (*www.steelmantools.com*) for more exciting products to serve your needs.

### Limited Warranty

CodeKey™ is backed by a one year warranty. This warranty covers manufacturer defects and workmanship. The warranty excludes misuse, abuse, and normal wear and tear. Exclusion is not allowed in some states and may not apply. This warranty gives you specific legal rights, and you may have other rights, which vary from state to state. For warranty claims, contact Customer Service at *1-800-255-7011*.

## Disclaimer

The manufacturer of CodeKey™ assumes no liability for any vehicle or personal damage resulting from the use of this tool or information provided with it.

Additionally, it is the intention of the manufacturer that this product will connect and retrieve data 100% of the time from all 1996 and newer vehicles. It is possible, although rare, that a "problem vehicle" may not link properly. Should this occur, contact Technical Support for assistance.



UNLOCK THE MYSTERY OF YOUR CHECK ENGINE LIGHT

©2007 JS Products, Inc. All Rights Reserved  
CodeKey™ is a registered Trademark of JS Products, Inc.



## NOTES:

---

---

---

---

---

---

---

---

---

---

---

---

---

---

---

---

---

---

---

---

---

---

---

---

## FCC INFORMATION - CLASS "B" DEVICE

This equipment has been tested and found to comply with the limits for a Class B digital device, pursuant to part 15 of the FCC Rules. These limits are designed to provide reasonable protection against harmful interference in a residential installation. This equipment generates, uses and can radiate radio frequency energy and, if not installed and used in accordance with the instructions, may cause harmful interference to radio communications. However, there is no guarantee that interference will not occur in a particular installation. If this equipment does cause harmful interference to radio or television reception, which can be determined by turning the equipment off and on, the user is encouraged to try to correct the interference by one or more of the following measures:

- Reorient or relocate the receiving antenna.
- Increase the separation between the equipment and receiver.
- Connect the equipment into an outlet on a circuit different from that to which the receiver is connected.
- Consult the dealer or an experienced Radio/TV technician for help.

## LIMITED WARRANTY

**STEELMAN**® CodeKey™ is backed by a 1-year limited warranty. This warranty covers manufacturer defects and workmanship. The warranty excludes misuse or abuse and normal wear and tear. Exclusion is not allowed in some states and may not apply. This warranty gives you specific legal rights, and you may have other rights, which vary from state to state.

## **STEELMAN.**

JS Products, Inc.  
5440 S. Procyon Ave. • Las Vegas, NV 89118  
Phone: 702.362.7011 • Fax: 775.898.8773  
[www.steelmantools.com](http://www.steelmantools.com)

Made in China